

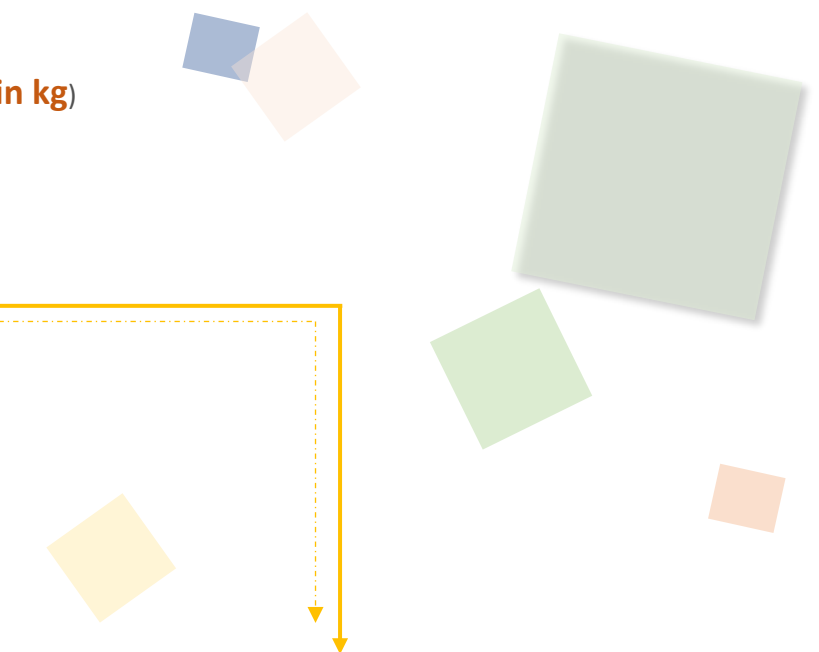
Trading Volume & Amount in Charts

■ VOLUME

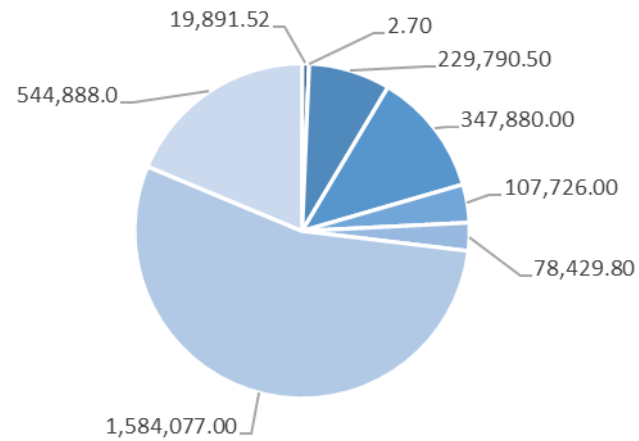
Popular Products (Trading Volume, in kg)

Total: 37,626,351.52


- ◆ Au Products: 2,912,685.52
- ◆ Ag (T+D): 33,469,896.00
- ◆ Others: 1,243,770.00



Popular Au Products Trading Volume (in kg)



- iAu9999
- PGC30g
- Au99.99
- Au(T+D)
- SHAU
- mAu(T+D)
- PAu99.99
- Others





Trading Volume & Amount in Charts

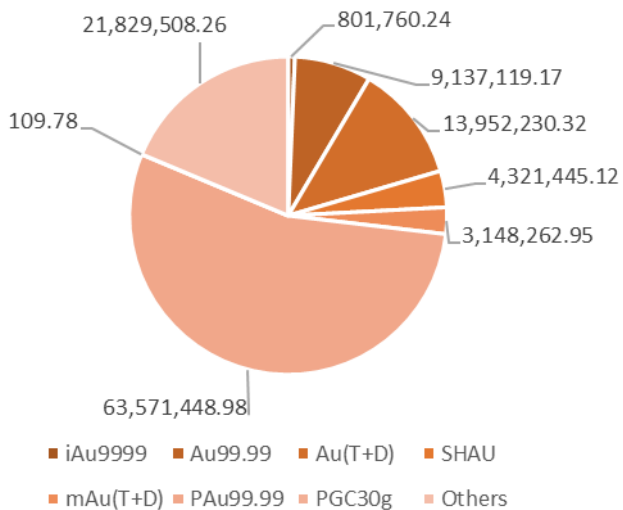
AMOUNT

Popular Products (Trading Amount, in 10,000 RMB)

Total: 134,719,847.15

- ◆ Au Products: 116,761,884.81
- ◆ Ag (T+D): 16,987,339.06
- ◆ Others: 970,623.27


Popular Au Products Trading Amount (in 10,000 RMB)





Trading Volume & Amount in Details


Trading Volume (in kg)							
Contract	Previous Month Daily Average	Present Month Daily Average	Previous Month accumulative total	Present Month accumulative total	Month-on -Month	Year-on -Year	Present Year accumulative total
Au99.95	79.74	81.16	1,834.00	1,542.00	-15.92%	-81.06%	9,480.00
Au99.99	12,092.34	12,094.24	278,123.80	229,790.50	-17.38%	-20.03%	1,086,724.66
Au100g	31.17	16.39	717.00	311.40	-56.57%	-42.18%	1,820.40
Au995	0.00	0.00	0.00	0.00	-	-	0.00
PGC30g	0.36	0.14	8.28	2.70	-67.39%	-43.04%	21.06
iAu9999	232.36	1,046.92	5,344.34	19,891.52	272.20%	5.98%	31,020.28
iAu100g	0.00	0.13	0.00	2.40	-	300.00%	2.40
iAu995	0.00	0.00	0.00	0.00	-	-	400.00
Au(T+D)	27,198.26	18,309.47	625,560.00	347,880.00	-44.39%	-34.68%	1,660,922.00
mAu(T+D)	4,901.38	4,127.88	112,731.80	78,429.80	-30.43%	-38.95%	431,222.40
Au(T+N1)	59.39	13.46	1,366.00	255.80	-81.27%	-96.03%	8,638.40
Au(T+N2)	53.83	4.73	1,238.00	89.80	-92.75%	-98.63%	8,122.20
NYAuTN06	144.77	82.61	3,329.80	1,569.60	-52.86%	13.28%	6,324.80
NYAuTN12	181.43	72.37	4,172.80	1,375.00	-67.05%	-9.23%	11,449.20
PAu99.95	4,193.57	15,992.21	96,452.00	303,852.00	215.03%	304.00%	431,256.00
PAu99.99	87,887.74	83,372.47	2,021,418.00	1,584,077.00	-21.64%	-7.70%	7,068,596.40
IPAu99.99	7,620.96	11,699.47	175,282.00	222,290.00	26.82%	301.28%	1,205,642.16
IPAu99.5	0.00	0.00	0.00	0.00	-	-	0.00
OAU99.99	1,220.87	715.79	28,080.00	13,600.00	-51.57%	-13.61%	78,980.00
LAu99.95	35.65	0.00	820.00	0.00	-100.00%	-100.00%	820.00
LAu99.99	219.13	0.00	5,040.00	0.00	-100.00%	-100.00%	11,260.00
SHAU	4,915.30	5,669.79	113,052.00	107,726.00	-4.71%	3.42%	439,028.00
Pt99.95	482.00	866.84	11,086.00	16,470.00	48.57%	79.02%	38,966.00
Ag99.99	142.17	813.16	3,270.00	15,450.00	372.48%	38.07%	50,970.00
Ag(T+D)	2,959,177.57	1,761,573.47	68,061,084.00	33,469,896.00	-50.82%	-70.79%	180,977,206.00
PAG99.99	14,092.17	9,701.05	324,120.00	184,320.00	-43.13%	-28.92%	1,070,460.00
OAG99.99	0.00	0.00	0.00	0.00	-	-	0.00
SHAG	46,510.43	54,080.53	1,069,740.00	1,027,530.00	-3.95%	-0.11%	3,715,950.00
Au Products (in total)	151,068.25	153,299.24	3,474,569.82	2,912,685.52	-16.17%	-3.51%	12,491,730.36
Ag Products (in total)	3,019,922.35	1,826,168.21	69,458,214.00	34,697,196.00	-50.05%	-70.06%	185,814,586.00
Pt Products (in total)	482.00	866.84	11,086.00	16,470.00	48.57%	79.02%	38,966.00
Total	3,171,472.60	1,980,334.29	72,943,869.82	37,626,351.52	-48.42%	-68.36%	198,345,282.36

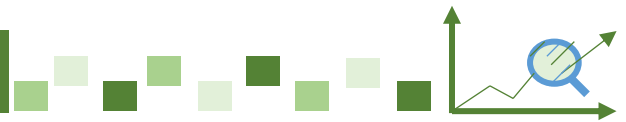




Trading Volume & Amount in Details

Trading Amount (in 10,000 RMB)							
Contract	Previous Month Daily Average	Present Month Daily Average	Previous Month accumulative total	Present Month accumulative total	Month-on -Month	Year-on -Year	Present Year accumulative total
Au99.95	3,134.24	3,215.02	72,087.63	61,085.45	-15.26%	-79.73%	361,980.60
Au99.99	473,454.93	480,901.01	10,889,463.43	9,137,119.17	-16.09%	-14.44%	41,830,882.11
Au100g	1,246.55	657.74	28,670.57	12,497.03	-56.41%	-37.46%	71,282.58
Au995	0.00	0.00	0.00	0.00	-	-	0.00
PGC30g	14.63	5.78	336.49	109.78	-67.38%	-38.28%	831.81
iAu9999	9,207.48	42,197.91	211,771.99	801,760.24	278.60%	15.35%	1,230,145.64
iAu100g	0.00	4.78	0.00	90.77	-	315.63%	90.77
iAu995	0.00	0.00	0.00	0.00	-	-	14,954.40
Au(T+D)	1,087,410.89	734,327.91	25,010,450.56	13,952,230.32	-44.21%	-29.16%	64,903,933.41
mAu(T+D)	195,256.66	165,698.05	4,490,903.11	3,148,262.95	-29.90%	-33.75%	16,681,694.61
Au(T+N1)	2,367.73	536.39	54,457.83	10,191.33	-81.29%	-95.75%	326,773.62
Au(T+N2)	2,168.07	189.29	49,865.66	3,596.59	-92.79%	-98.54%	310,414.53
NYAuTN06	5,783.28	3,323.31	133,015.48	63,142.94	-52.53%	23.30%	250,391.05
NYAuTN12	7,353.24	2,952.10	169,124.41	56,089.87	-66.84%	-0.95%	452,655.12
PAu99.95	166,491.60	641,934.88	3,829,306.81	12,196,762.79	218.51%	337.58%	17,184,395.32
PAu99.99	3,507,600.63	3,345,865.74	80,674,814.43	63,571,448.98	-21.20%	-0.23%	275,352,959.90
IPAu99.99	306,478.97	470,640.94	7,049,016.41	8,942,177.88	26.86%	335.81%	46,632,381.07
IPAu99.5	0.00	0.00	0.00	0.00	-	-	0.00
OAu99.99	43,699.20	25,467.03	1,005,081.60	483,873.60	-51.86%	-10.09%	2,786,885.20
LAu99.95	1,409.33	0.00	32,414.60	0.00	-100.00%	-100.00%	32,414.60
LAu99.99	8,617.30	0.00	198,198.00	0.00	-100.00%	-100.00%	433,705.40
SHAU	195,624.52	227,444.48	4,499,364.00	4,321,445.12	-3.95%	12.01%	17,050,129.38
Pt99.95	10,583.72	18,223.09	243,425.64	346,238.68	42.24%	44.78%	834,047.63
Ag99.99	73.74	412.21	1,696.13	7,832.04	361.76%	30.40%	24,810.23
Ag(T+D)	1,511,989.83	894,070.48	34,775,766.07	16,987,339.06	-51.15%	-72.06%	90,044,583.30
PAG99.99	7,155.84	5,002.31	164,584.30	95,043.89	-42.25%	-30.94%	533,899.47
OAG99.99	0.00	0.00	0.00	0.00	-	-	0.00
SHAG	23,685.33	27,447.82	544,762.70	521,508.67	-4.27%	-4.54%	1,843,975.70
Au Products (in total)	6,017,319.26	6,145,362.36	138,398,343.01	116,761,884.81	-15.63%	4.32%	485,908,901.13
Ag Products (in total)	1,542,904.75	926,932.82	35,486,809.19	17,611,723.66	-50.37%	-71.36%	92,447,268.71
Pt Products (in total)	10,583.72	18,223.09	243,425.64	346,238.68	42.24%	44.78%	834,047.63
Total	7,570,807.73	7,090,518.27	174,128,577.84	134,719,847.15	-22.63%	-22.42%	579,190,217.48





Other Market Data

Delivery Volume

Delivery Volume (in kg)		
	Gold	Silver
Delivery Volume (Present Month)	567,167.32	3,624,960.00
Trading Volume (Present Month)	788,866.52	34,512,876.00
Delivery Ratio (Present Month)	71.90%	10.50%
Delivery Volume (Accumulative Total)	2,557,528.00	15,675,750.00
Trading Volume (Accumulative Total)	3,695,175.80	184,744,126.00
Delivery Ratio (Accumulative Total)	69.21%	8.49%
Withdrawal Volume (Present Month)	83,742.33	15,960.00
Withdrawal Volume (Accumulative Total)	465,464.90	221,475.00

Price Comparison Chart (Gold)

